

October 11, 2024

**BSE Limited**

Phiroze Jeejeebhoy Towers,  
Dalal Street,  
Mumbai 400 001

**Scrip Code - 523445**

**National Stock Exchange of India Limited**

Exchange Plaza, 5th Floor,  
Plot No. C/1, G Block,  
Bandra - Kurla Complex, Bandra (East),  
Mumbai 400 051

**Trading Symbol – RIIL**

Dear Sir(s) / Madam,

**Sub.: Statement of Unaudited Standalone and Consolidated Financial Results  
for the quarter and half year ended September 30, 2024**

---

In continuation of our letter dated October 4, 2024, we wish to inform you that the Board of Directors of the Company, at its meeting held today, has approved the Unaudited Standalone and Consolidated Financial Results for the quarter and half year ended September 30, 2024, as recommended by the Audit Committee.

Pursuant to Regulation 33 of the Securities and Exchange Board of India (Listing Obligations and Disclosure Requirements) Regulations, 2015, we enclose the following:

- i. Unaudited Standalone and Consolidated Financial Results for the quarter and half year ended September 30, 2024; and
- ii. Limited Review Reports of the Auditors' with unmodified opinions on the aforesaid Unaudited Standalone and Consolidated Financial Results.

The meeting of the Board of Directors of the Company commenced at 3:45 p.m. and concluded at 6:05 p.m.

We request you to kindly bring the above information to the notice of your members.

Thanking you,

Yours faithfully,

For **Reliance Industrial Infrastructure Limited**

**Amitkumar Mundhe**  
**Company Secretary and Compliance Officer**


Encl: As above

**RELIANCE INDUSTRIAL INFRASTRUCTURE LIMITED**  
**STATEMENT OF UNAUDITED CONSOLIDATED FINANCIAL RESULTS**  
**FOR THE QUARTER AND HALF YEAR ENDED SEPTEMBER 30, 2024**

(₹ in Lakh, except per share data)

Sr. No.	Particulars	Quarter Ended (Unaudited)			Half Year Ended (Unaudited)		Year Ended (Audited)
		30-09-2024	30-06-2024	30-09-2023	30-09-2024	30-09-2023	31-03-2024
	<b>INCOME</b>						
1	Value of Services (Revenue)	14 43.79	14 63.60	17 52.57	29 07.39	34 33.09	68 47.33
	Less: GST Recovered	2 20.24	2 23.26	3 16.40	4 43.50	5 70.37	10 38.70
	<b>Revenue from Operations</b>	<b>12 23.55</b>	<b>12 40.34</b>	<b>14 36.17</b>	<b>24 63.89</b>	<b>28 62.72</b>	<b>58 08.63</b>
2	Other Income	6 13.02	6 02.67	6 48.55	12 15.69	12 84.66	24 61.18
3	<b>Total Income (1+2)</b>	<b>18 36.57</b>	<b>18 43.01</b>	<b>20 84.72</b>	<b>36 79.58</b>	<b>41 47.38</b>	<b>82 69.81</b>
	<b>EXPENSES</b>						
	a) Employee Benefits Expense	2 34.94	2 91.43	4 20.95	5 26.37	8 40.70	16 75.32
	b) Depreciation / Amortisation Expense	36.89	36.49	64.06	73.38	1 47.09	2 60.92
	c) Operating Expense	2 93.85	3 28.28	4 98.12	6 22.13	10 75.00	20 31.24
	d) Rent	88.19	93.85	79.26	1 82.04	1 58.23	3 25.22
	e) Other Expenses	8 90.86	7 87.92	5 69.65	16 78.78	11 49.72	23 92.16
	<b>Total Expenses (Total a to e)</b>	<b>15 44.73</b>	<b>15 37.97</b>	<b>16 32.04</b>	<b>30 82.70</b>	<b>33 70.74</b>	<b>66 84.86</b>
5	<b>Profit Before share of Profit / (Loss) of Associates and Tax (3-4)</b>	<b>2 91.84</b>	<b>3 05.04</b>	<b>4 52.68</b>	<b>5 96.88</b>	<b>7 76.64</b>	<b>15 84.95</b>
6	<b>Share of Profit / (Loss) of Associate</b>	<b>68.80</b>	<b>48.67</b>	<b>70.10</b>	<b>1 17.47</b>	<b>1 36.91</b>	<b>3 10.57</b>
7	<b>Profit Before Tax (5+6)</b>	<b>3 60.64</b>	<b>3 53.71</b>	<b>5 22.78</b>	<b>7 14.35</b>	<b>9 13.55</b>	<b>18 95.52</b>
8	<b>Tax Expenses</b>						
	Current Tax	45.05	36.26	45.30	81.31	70.37	2 25.62
	Deferred Tax	3.36	27.51	93.59	30.87	1 77.58	2 71.83
	Provision for Income tax of earlier years	-	-	66.23	-	66.23	66.23
9	<b>Profit for the Period (7-8)</b>	<b>3 12.23</b>	<b>2 89.94</b>	<b>3 17.66</b>	<b>6 02.17</b>	<b>5 99.37</b>	<b>13 31.84</b>
10	<b>Other Comprehensive Income</b>						
	i) Items not reclassifiable to Profit or Loss	(6 77.32)	6 05.92	1 02.88	(71.40)	9 03.70	36 02.49
	ii) Income tax relating to items not reclassifiable to Profit or Loss	77.18	(70.14)	(11.35)	7.04	(1 02.42)	(4 00.26)
	iii) Items reclassifiable to Profit or Loss	69.80	16.69	(58.17)	86.49	(60.65)	16.37
	iv) Income Tax relating to items reclassifiable to Profit or Loss	(15.97)	(3.82)	13.31	(19.79)	13.88	(3.75)
	<b>Total Other Comprehensive Income/(Loss) (Net of Tax)</b>	<b>(5 46.31)</b>	<b>5 48.65</b>	<b>46.67</b>	<b>2.34</b>	<b>7 54.51</b>	<b>32 14.85</b>
11	<b>Total Comprehensive Income/(Loss) (Net of Tax) (9+10)</b>	<b>(2 34.08)</b>	<b>8 38.59</b>	<b>3 64.33</b>	<b>6 04.51</b>	<b>13 53.88</b>	<b>45 46.69</b>
12	<b>Paid-up Equity Share Capital</b> Equity Shares of ₹ 10/- each	<b>15 10.00</b>	<b>15 10.00</b>	<b>15 10.00</b>	<b>15 10.00</b>	<b>15 10.00</b>	<b>15 10.00</b>
13	<b>Other Equity (reserves) excluding revaluation reserves</b>						<b>456 25.23</b>
14	<b>Earnings per share</b> (Not Annualised for the quarter/half year) (Face Value of ₹ 10/- each)						
	i Basic (in ₹)	2.07	1.92	2.10	3.99	3.97	8.82
	ii Diluted (in ₹)	2.07	1.92	2.10	3.99	3.97	8.82

PB



**RELIANCE INDUSTRIAL INFRASTRUCTURE LIMITED**  
**UNAUDITED CONSOLIDATED BALANCE SHEET**  
**AS AT SEPTEMBER 30 2024**

(₹ in Lakh)

Particulars	As at 30-09-2024 (Unaudited)	As at 31-03-2024 (Audited)
<b>Assets</b>		
<b>Non-Current Assets</b>		
Property, Plant and Equipment	28 03.71	28 77.08
Financial Assets		
Investments	274 04.82	269 50.05
Other Financial Assets	1 00.88	97.49
Other Non-Current Assets	6 79.28	5 70.77
<b>Total Non-Current Assets</b>	<b>309 88.69</b>	<b>304 95.39</b>
<b>Current Assets</b>		
Inventories	10.95	24.13
Financial Assets		
Investments	46 71.10	51 35.89
Trade Receivables	4 00.72	3 28.77
Cash and Cash Equivalents	71.20	1 04.50
Other Financial Assets	172 99.37	166 94.78
Other Current Assets	7 71.74	5 81.35
<b>Total Current Assets</b>	<b>232 25.08</b>	<b>228 69.42</b>
<b>Total Assets</b>	<b>542 13.77</b>	<b>533 64.81</b>
<b>Equity and Liabilities</b>		
<b>Equity</b>		
Equity Share Capital	15 10.00	15 10.00
Other Equity	457 01.23	456 25.23
<b>Total Equity</b>	<b>472 11.23</b>	<b>471 35.23</b>
<b>Liabilities</b>		
<b>Non-Current Liabilities</b>		
Deferred Tax Liabilities (Net)	19 47.24	19 03.61
<b>Total Non-Current Liabilities</b>	<b>19 47.24</b>	<b>19 03.61</b>
<b>Current Liabilities</b>		
Financial Liabilities		
Trade Payables due to:		
Micro and Small Enterprises	23.16	85.63
Other than Micro and Small Enterprises	41 09.07	35 22.35
Other Financial Liabilities	3 10.47	63.41
Other Current Liabilities	5 41.36	5 31.76
Provisions	71.24	1 22.82
<b>Total Current Liabilities</b>	<b>50 55.30</b>	<b>43 25.97</b>
<b>Total Liabilities</b>	<b>70 02.54</b>	<b>62 29.58</b>
<b>Total Equity and Liabilities</b>	<b>542 13.77</b>	<b>533 64.81</b>




123

**RELIANCE INDUSTRIAL INFRASTRUCTURE LIMITED**  
**UNAUDITED CONSOLIDATED STATEMENT OF CASH FLOW**  
**FOR THE HALF YEAR ENDED SEPTEMBER 30, 2024**

(₹ in Lakh)

Particulars	Half Year Ended 30-09-2024	Half Year Ended 30-09-2023
<b>A: Cash Flow from Operating Activities</b>		
Net Profit before Tax as per Statement of Profit and Loss	7 14.35	9 13.55
Adjusted for:		
Depreciation and Amortisation Expense	73.38	1 47.09
Net Gain on disposal/ sale of Property, Plant and Equipments	( 22.25)	(1 81.24)
Net Gain on Financial Assets	(1 80.20)	(1 58.47)
Interest Income	(9 76.56)	(9 05.23)
Dividend Income	( 36.69)	( 33.02)
Share in Income of Associate	(1 17.47)	(1 36.91)
	(5 45.44)	(3 54.23)
Operating Profit before Working Capital Changes		
Adjusted for:		
Trade and Other Receivables	(2 54.11)	29.76
Inventories	13.18	( 0.44)
Trade and Other Payables	7 24.01	8 10.51
Cash Generated from/ (used in) Operations	4 83.08	4 85.60
Taxes Paid (Net)	(1 80.90)	(2 93.37)
Net Cash Flow from / (used in) Operating Activities	(2 43.26)	1 92.23
<b>B: Cash Flow from Investing Activities</b>		
Proceeds from disposal of Property, Plant and Equipment	22.25	4 67.65
Purchase of Investments	-	(2 19.99)
Proceeds from Sale of Investments	6 45.00	-
Interest received	38.15	31.77
Dividend Income	36.69	33.02
Net Cash Flow from/ (used in) Investing Activities	7 42.09	3 12.45
<b>C: Cash Flow from Financing Activities</b>		
Dividend Paid	(5 32.13)	(5 35.08)
Net Cash flow used in Financing Activities	(5 32.13)	(5 35.08)
Net (Decrease)/ Increase in Cash and Cash Equivalents	( 33.30)	( 30.40)
Opening Balance of Cash and Cash Equivalents	1 04.50	1 13.68
Closing Balance of Cash and Cash Equivalents	71.20	83.28



**Notes:**

1. The figures for the corresponding previous periods have been regrouped/ rearranged wherever necessary, to make them comparable.
2. The Company is mainly engaged in Infrastructure business and as such there are no separate reportable segments as per Indian Accounting Standard "Operating Segment" (Ind AS - 108).
3. The Audit Committee has reviewed the above results and the Board of Directors has approved the above results and its release at their respective meetings held on October 11, 2024. The Statutory Auditors of the Company have carried out a Limited Review of the aforesaid results.


**For Reliance Industrial Infrastructure Limited**



**Dilip V. Dherai**

**Whole-time Director (Executive Director)**

Dated: October 11, 2024




**Independent Auditors' Review Report on Unaudited Consolidated Financial Results of Reliance Industrial Infrastructure Limited for the quarter and half year ended 30<sup>th</sup> September, 2024 pursuant to Regulation 33 of the SEBI (Listing Obligations and Disclosure Requirements) Regulations, 2015 as amended.**

To  
The Board of Directors  
Reliance Industrial Infrastructure Limited

1. We have reviewed the accompanying Statement of unaudited consolidated financial results of **Reliance Industrial Infrastructure Limited** ("the Parent") and its share of net profit/(loss) after tax and total comprehensive income/(loss) of its associate for the quarter and half year ended 30<sup>th</sup> September, 2024 ("the Statement"), attached herewith being submitted by the Parent pursuant to the requirements of Regulation 33 of the SEBI (Listing Obligations and Disclosure Requirements) Regulations, 2015, as amended ("the Listing Regulations").
2. This statement, which is the responsibility of the Parent's Management and approved by the Parent's Board of Directors, has been prepared in accordance with the recognition and measurement principles laid down in the Indian Accounting Standard 34 "Interim Financial Reporting" ("Ind AS 34"), prescribed under Section 133 of the Companies Act, 2013 as amended, read with relevant rules issued thereunder and other accounting principles generally accepted in India and in compliance with Regulations 33 of the Listing Regulations. Our responsibility is to express a conclusion on the Statement based on our review.
3. We conducted our review of the statement in accordance with the Standard on Review Engagement (SRE) 2410, "Review of Interim Financial Information Performed by the Independent Auditor of the Entity" issued by the Institute of Chartered Accountants of India (ICAI). This Standard requires that we plan and perform the review to obtain moderate assurance as to whether the Statement is free of material misstatement. A review of interim financial information consists of making inquiries, primarily of persons responsible for financial and accounting matters, and applying analytical procedures and other review procedures. A review is substantially less in scope than an audit conducted in accordance with Standards on Auditing specified under Section 143(10) of the Companies Act, 2013 and consequently does not enable us to obtain assurance that we would become aware of all significant matters that might be identified in an audit. Accordingly, we do not express an audit opinion.

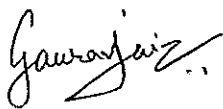
We also performed procedures in accordance with the circular issued by the SEBI under Regulation 33(8) of the Listing Regulations, as amended, to the extent applicable.

4. The Statement includes the results of an associate company viz. Reliance Europe Limited.



5. Based on our review conducted as stated in paragraph 3 above, nothing has come to our attention that causes us to believe that the accompanying Statement, prepared in accordance with the recognition and measurement principles laid down in the aforesaid Indian Accounting Standards ("Ind AS") specified under Section 133 of the Companies Act, 2013 as amended, read with relevant rules issued thereunder and other accounting principles generally accepted in India, has not disclosed the information required to be disclosed in terms of Regulation 33 of the Listing Regulations, including the manner in which it is to be disclosed, or that it contains any material misstatement.
6. The Statement also includes the Parent's share of net Profit after tax of Rs. 68.80 Lakhs and total comprehensive income of Rs. 68.80 Lakhs for the quarter ended 30<sup>th</sup> September, 2024 and net profit after tax of Rs. 117.47 Lakhs and total comprehensive income of Rs. 117.47 Lakhs for the half year ended 30<sup>th</sup> September, 2024 as considered in the Statement in respect of one associate is based on the unaudited financial information which have not been reviewed by their auditor. These unaudited financial information have been furnished to us by the management and our conclusion on the Statement in so far it relates to the amounts and disclosures included in respect of the associate is based solely on such unaudited financial information. According to the information and explanation given to us by the Management, the unaudited financial information are not material to the Parent. Our conclusion on the Statement is not modified in respect of this matter.

For Chaturvedi & Shah LLP  
Chartered Accountants  
Firm Registration No. 101720W / W100355



Gaurav Jain  
Partner  
Membership No. 129439  
UDIN: 24129439BKETJV8194



Place: Mumbai  
Date: 11<sup>th</sup> October, 2024

**RELIANCE INDUSTRIAL INFRASTRUCTURE LIMITED**  
**STATEMENT OF UNAUDITED STANDALONE FINANCIAL RESULTS**  
**FOR THE QUARTER AND HALF YEAR ENDED SEPTEMBER 30, 2024**

(₹ in Lakh, except per share data)

Sr. No.	Particulars	Quarter Ended (Unaudited)			Half Year Ended (Unaudited)		Year Ended (Audited)
		30-09-2024	30-06-2024	30-09-2023	30-09-2024	30-09-2023	31-03-2024
	<b>INCOME</b>						
1	Value of Services (Revenue)	14 43.79	14 63.60	17 52.57	29 07.39	34 33.09	68 47.33
	Less: GST Recovered	2 20.24	2 23.26	3 16.40	4 43.50	5 70.37	10 38.70
	<b>Revenue from Operations</b>	<b>12 23.55</b>	<b>12 40.34</b>	<b>14 36.17</b>	<b>24 63.89</b>	<b>28 62.72</b>	<b>58 08.63</b>
2	Other Income	6 13.02	6 02.67	6 48.55	12 15.69	12 84.66	24 61.18
3	<b>Total Income (1+2)</b>	<b>18 36.57</b>	<b>18 43.01</b>	<b>20 84.72</b>	<b>36 79.58</b>	<b>41 47.38</b>	<b>82 69.81</b>
4	<b>EXPENSES</b>						
	a) Employee Benefits Expense	2 34.94	2 91.43	4 20.95	5 26.37	8 40.70	16 75.32
	b) Depreciation / Amortisation Expense	36.89	36.49	64.06	73.38	1 47.09	2 60.92
	c) Operating Expense	2 93.85	3 28.28	4 98.12	6 22.13	10 75.00	20 31.24
	d) Rent	88.19	93.85	79.26	1 82.04	1 58.23	3 25.22
	e) Other Expenses	8 90.86	7 87.92	5 69.65	16 78.78	11 49.72	23 92.16
	<b>Total Expenses (Total a to e)</b>	<b>15 44.73</b>	<b>15 37.97</b>	<b>16 32.04</b>	<b>30 82.70</b>	<b>33 70.74</b>	<b>66 84.86</b>
5	<b>Profit Before Tax (3-4)</b>	<b>2 91.84</b>	<b>3 05.04</b>	<b>4 52.68</b>	<b>5 96.88</b>	<b>7 76.64</b>	<b>15 84.95</b>
6	<b>Tax Expenses</b>						
	Current Tax	45.05	36.26	45.30	81.31	70.37	2 25.62
	Deferred Tax	3.36	27.51	93.59	30.87	1 77.58	2 71.83
	Provision for Income tax of earlier years	-	-	66.23	-	66.23	66.23
7	<b>Profit for the Period (5-6)</b>	<b>2 43.43</b>	<b>2 41.27</b>	<b>2 47.56</b>	<b>4 84.70</b>	<b>4 62.46</b>	<b>10 21.27</b>
8	<b>Other Comprehensive Income</b>						
	i) Items not reclassifiable to Profit or Loss	(6 77.32)	6 05.92	1 02.88	(71.40)	9 03.70	36 02.49
	ii) Income tax relating to items not reclassifiable to Profit or Loss	77.18	(70.14)	(11.35)	7.04	(1 02.42)	(4 00.26)
	iii) Items reclassifiable to Profit or Loss	69.80	16.69	(58.17)	86.49	(60.65)	16.37
	iv) Income Tax relating to items reclassifiable to Profit or Loss	(15.97)	(3.82)	13.31	(19.79)	13.88	(3.75)
	<b>Total Other Comprehensive Income/(Loss) (Net of Tax)</b>	<b>(5 46.31)</b>	<b>5 48.65</b>	<b>46.67</b>	<b>2.34</b>	<b>7 54.51</b>	<b>32 14.85</b>
9	<b>Total Comprehensive Income/(Loss) (Net of Tax) (7+8)</b>	<b>(3 02.88)</b>	<b>7 89.92</b>	<b>2 94.23</b>	<b>4 87.04</b>	<b>12 16.97</b>	<b>42 36.12</b>
10	Paid-up Equity Share Capital Equity Shares of ₹ 10/- each	15 10.00	15 10.00	15 10.00	15 10.00	15 10.00	15 10.00
11	Other Equity (reserves) excluding revaluation reserves						414 53.48
12	<b>Earnings per share (Not Annualised for the quarter/half year) (Face Value of ₹ 10/- each)</b>						
	i Basic (in ₹)	1.61	1.60	1.64	3.21	3.06	6.76
	ii Diluted (in ₹)	1.61	1.60	1.64	3.21	3.06	6.76





**RELIANCE INDUSTRIAL INFRASTRUCTURE LIMITED**  
**UNAUDITED STANDALONE BALANCE SHEET**  
**AS AT SEPTEMBER 30, 2024**


(₹ in Lakh)

Particulars	As at 30-09-2024 (Unaudited)	As at 31-03-2024 (Audited)
<b>Assets</b>		
<b>Non-Current Assets</b>		
Property, Plant and Equipment	28 03.71	28 77.08
Financial Assets		
Investments	231 15.60	227 78.30
Other Financial Assets	1 00.88	97.49
Other Non-Current Assets	6 79.28	5 70.77
<b>Total Non-Current Assets</b>	<b>266 99.47</b>	<b>263 23.64</b>
<b>Current Assets</b>		
Inventories	10.95	24.13
Financial Assets		
Investments	46 71.10	51 35.89
Trade Receivables	4 00.72	3 28.77
Cash and Cash Equivalents	71.20	1 04.50
Other Financial Assets	172 99.37	166 94.78
Other Current Assets	7 71.74	5 81.35
<b>Total Current Assets</b>	<b>232 25.08</b>	<b>228 69.42</b>
<b>Total Assets</b>	<b>499 24.55</b>	<b>491 93.06</b>
<b>Equity and Liabilities</b>		
<b>Equity</b>		
Equity Share Capital	15 10.00	15 10.00
Other Equity	414 12.01	414 53.48
<b>Total Equity</b>	<b>429 22.01</b>	<b>429 63.48</b>
<b>Liabilities</b>		
<b>Non-Current Liabilities</b>		
Deferred Tax Liabilities (Net)	19 47.24	19 03.61
<b>Total Non-Current Liabilities</b>	<b>19 47.24</b>	<b>19 03.61</b>
<b>Current Liabilities</b>		
Financial Liabilities		
Trade Payables due to:		
Micro and Small Enterprises	23.16	85.63
Other than Micro and Small Enterprises	41 09.07	35 22.35
Other Financial Liabilities	3 10.47	63.41
Other Current Liabilities	5 41.36	5 31.76
Provisions	71.24	1 22.82
<b>Total Current Liabilities</b>	<b>50 55.30</b>	<b>43 25.97</b>
<b>Total Liabilities</b>	<b>70 02.54</b>	<b>62 29.58</b>
<b>Total Equity and Liabilities</b>	<b>499 24.55</b>	<b>491 93.06</b>

Registered Office: NKM International House, 5th Floor, A78 Backbay Reclamation, Behind LIC Yogakshema Building, Babubhai Chinai Road, Mumbai - 400 020, India. Phone No: +91-22-7967 9053.

E-mail: investor\_relations@riil.in Website: www.riil.in

CIN: L60300MH1988PLC049019




RR

**RELIANCE INDUSTRIAL INFRASTRUCTURE LIMITED**  
**UNAUDITED STANDALONE STATEMENT OF CASH FLOW**  
**FOR THE HALF YEAR ENDED SEPTEMBER 30, 2024**

(₹ in Lakh)

Particulars	Half Year Ended 30-09-2024	Half Year Ended 30-09-2023
<b>A: Cash Flow from Operating Activities</b>		
Net Profit before Tax as per Statement of Profit and Loss	5 96.88	7 76.64
Adjusted for:		
Depreciation and Amortisation Expense	73.38	1 47.09
Net Gain on disposal/ sale of Property, Plant and Equipments	( 22.25)	(1 81.24)
Net Gain on Financial Assets	(1 80.20)	(1 58.47)
Interest Income	(9 76.56)	(9 05.23)
Dividend Income	( 36.69)	( 33.02)
	<b>(5 45.44)</b>	<b>(3 54.23)</b>
<b>Operating Profit before Working Capital Changes</b>		
Adjusted for:		
Trade and Other Receivables	(2 54.11)	29.76
Inventories	13.18	( 0.44)
Trade and Other Payables	7 24.01	8 10.51
<b>Cash Generated from/ (used in) Operations</b>	<b>4 83.08</b>	<b>4 85.60</b>
Taxes Paid (Net)	(1 80.90)	(2 93.37)
<b>Net Cash Flow from / (used in) Operating Activities</b>	<b>(2 43.26)</b>	<b>1 92.23</b>
<b>B: Cash Flow from Investing Activities</b>		
Proceeds from disposal of Property, Plant and Equipment	22.25	4 67.65
Purchase of Investments	-	(2 19.99)
Proceeds from Sale of Investments	6 45.00	-
Interest received	38.15	31.77
Dividend Income	36.69	33.02
<b>Net Cash Flow from/ (used in) Investing Activities</b>	<b>7 42.09</b>	<b>3 12.45</b>
<b>C: Cash Flow from Financing Activities</b>		
Dividend Paid	(5 32.13)	(5 35.08)
<b>Net Cash flow used in Financing Activities</b>	<b>(5 32.13)</b>	<b>(5 35.08)</b>
<b>Net (Decrease)/ Increase in Cash and Cash Equivalents</b>	<b>( 33.30)</b>	<b>( 30.40)</b>
Opening Balance of Cash and Cash Equivalents	1 04.50	1 13.68
Closing Balance of Cash and Cash Equivalents	71.20	83.28

R12



**Notes:**

1. The figures for the corresponding previous periods have been regrouped/ rearranged wherever necessary, to make them comparable.
2. The Company is mainly engaged in Infrastructure business and as such there are no separate reportable segments as per Indian Accounting Standard "Operating Segment" (Ind AS - 108).
3. The Audit Committee has reviewed the above results and the Board of Directors has approved the above results and its release at their respective meetings held on October 11, 2024. The Statutory Auditors of the Company have carried out a Limited Review of the aforesaid results.


**For Reliance Industrial Infrastructure Limited**



**Dilip V. Dherai**

**Whole-time Director (Executive Director)**


Dated: October 11, 2024



**Independent Auditors' Review Report on Unaudited Standalone Financial Results of Reliance Industrial Infrastructure Limited for the quarter and half year ended 30<sup>th</sup> September, 2024 pursuant to Regulation 33 of the SEBI (Listing Obligations and Disclosure Requirements) Regulations, 2015, as amended.**


To  
The Board of Directors  
Reliance Industrial Infrastructure Limited

1. We have reviewed the accompanying Statement of unaudited standalone financial results of Reliance Industrial Infrastructure Limited ("the Company") for the quarter and half year ended 30<sup>th</sup> September, 2024 ("the Statement"), attached herewith being submitted by the Company to the requirements of Regulation 33 of the SEBI (Listing Obligations and Disclosure Requirements) Regulations, 2015, as amended ("the Listing Regulations").
2. This statement, which is the responsibility of the Company's Management and approved by the Company's Board of Directors, has been prepared in accordance with the recognition and measurement principles laid down in the Indian Accounting Standard 34 "Interim Financial Reporting" ("Ind AS 34"), prescribed under Section 133 of the Companies Act, 2013 as amended, read with relevant rules issued thereunder and other accounting principles generally accepted in India and in compliance with Regulations 33 of the Listing Regulations. Our responsibility is to express a conclusion on the Statement based on our review.
3. We conducted our review of the statement in accordance with the Standard on Review Engagement (SRE) 2410, "Review of Interim Financial Information Performed by the Independent Auditor of the Entity" issued by the Institute of Chartered Accountants of India (ICAI). This Standard requires that we plan and perform the review to obtain moderate assurance as to whether the Statement is free of material misstatement. A review of interim financial information consists of making inquiries, primarily of persons responsible for financial and accounting matters, and applying analytical procedures and other review procedures. A review is substantially less in scope than an audit conducted in accordance with Standards on Auditing specified under Section 143(10) of the Companies Act, 2013 and consequently does not enable us to obtain assurance that we would become aware of all significant matters that might be identified in an audit. Accordingly, we do not express an audit opinion.



4. Based on our review conducted as stated in paragraph 3 above, nothing has come to our attention that causes us to believe that the accompanying Statement, prepared in accordance with the recognition and measurement principles laid down in the aforesaid Indian Accounting Standards ("Ind AS") specified under Section 133 of the Companies Act, 2013 as amended, read with relevant rules issued thereunder and other accounting principles generally accepted in India, has not disclosed the information required to be disclosed in terms of Regulations 33 of the Listing Regulations, including the manner in which it is to be disclosed, or that it contains any material misstatement.

**For Chaturvedi & Shah LLP**  
Chartered Accountants  
Firm Registration no. 101720W/W100355




**Gaurav Jain**

Partner

Membership No.: 129439

UDIN: 24129439BKETJU9421



Place: Mumbai

Date: 11<sup>th</sup> October, 2024